

# Compact Garage Door

## APPLICATIONS

Suitable for residential applications as a garage door, the Compact is individually made to specific user requirements. The Compact Garage Door has been designed for openings where room above or to the side of an opening is limited. Remote control operation by radio frequency rolling code key fobs, courtesy light, safety features, and manual override all as standard. Suitable for internal or external face or reveal fit. Maximum opening size: 9m<sup>2</sup>.

## CURTAIN SLAT

Aluminium double skinned aluminium polyester powder-coated slat with polyurethane foam insulating core.

**Finish:** White, Silver, Grey, Cream White, Beige, Ivory, Duck Egg Blue, Blue, Red, Chartwell Green, Fir Green, Moss Green, Anthracite, Brown, Black, Painted Golden Oak or Painted Rosewood as standard. Sage Green available on request (extended lead time applies). Powder coating and wood laminate finishes available on request.

## Visible Face:

Weight per m<sup>2</sup>: 4kg  
Maximum Width: 3500mm  
Maximum Area: 10m<sup>2</sup>  
Slat U-Value: 9 W/m<sup>2</sup> K

## ENCLOSURE

Roll-formed aluminium enclosure with pressure-moulded aluminium end plates.

**Finish:** White or brown. Option to powder coat any RAL / BS colour (surcharge applies).

Guide Height (mm)	Plate Size (mm)
2195	205
2650	250

Plate sizes shown as a guide only and may vary.

## BOTTOM SLAT

Extruded aluminium bottom slat with rubber weather seal.

## GUIDE CHANNELS

Extruded aluminium guide channels with brush inserts. Width of 66mm.

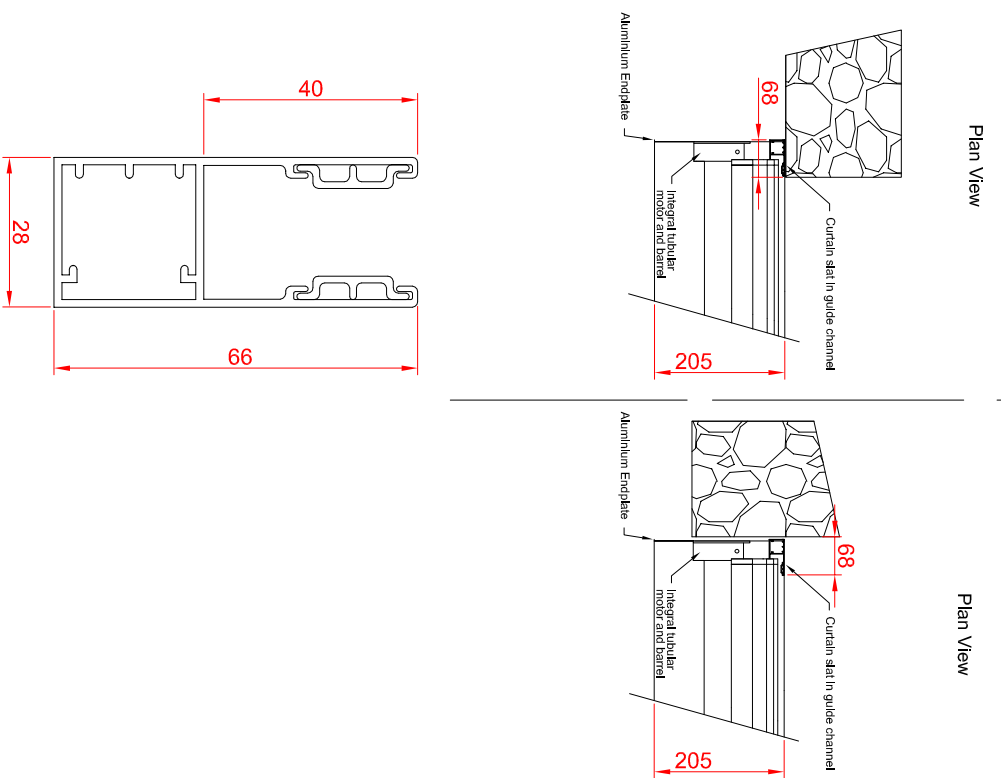
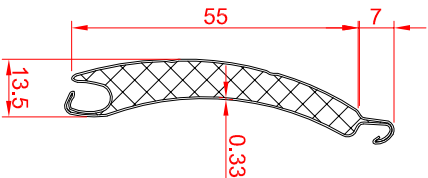
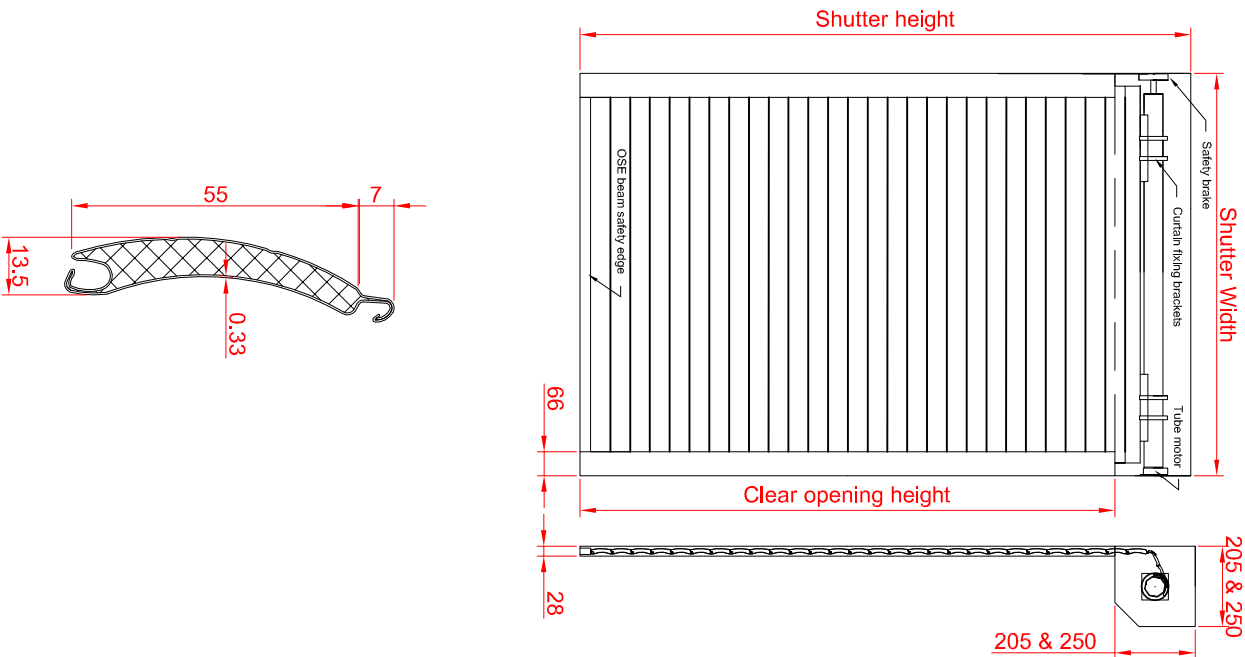
**Finish:** White or brown. Option to powder coat any RAL / BS colour (surcharge applies).

## OPERATION

Electric: Somfy tubular motor & internal rocker or external key switch as standard. Safety brake as appropriate to comply with legislation. Manual override facility & crank handle as required (surcharge applies). Numerous control option variants such as group, remote or mobile phone activation.

Note: Manual operation by spring and lock is available but not common for the T55 profile.

CE compliant to all applicable directives and standards.



## SHUTTER DESIGN & INSTALLATION

23 Tarvin Road, Chester, CH3 5DJ  
[www.sdinstall.co.uk](http://www.sdinstall.co.uk); [enquiry@sdinstall.co.uk](mailto:enquiry@sdinstall.co.uk)