

Classic Garage Door

Applications

The Classic roller garage door is individually made to specific user requirements. The door is formed from 77mm insulated slats in a range of colours, and rolls into a small aluminium housing. Remote control operation by radio frequency rolling code key fobs, courtesy light, safety features, and manual override all as standard. Suitable for internal or external face or reveal fit. The Classic can be upgraded to insurance-approved LPCB status, Security Rating 1 according to LPS 1175 issue 6.0. - See the Elite garage door.

Curtain Slat

Aluminium double skinned polyester powder-coated slat with polyurethane foam insulating core. Colours: White, Silver, Grey, Cream White, Beige, Ivory, Duck Egg Blue, Blue, Red, Chartwell green, Fir Green, Moss Green, Anthracite, Brown, Black, Painted Golden Oak or Painted Rosewood as standard. Sage Green available on request (extended lead time applies). Powder coating and wood laminate finishes available on request.

Visible Face:

77mm

Weight per m2:

5.5kg

Maximum Width:

5500mm

Maximum Area:

16m2

Slat U-Value:

1.5W/m2K

Enclosure

Roll-formed aluminium enclosure with pressure-moulded aluminium alloy end plates.

Finish: To match curtain, white or brown as standard. Brown for wood effect curtains. Powder coating available on request.

Guide Height (mm)	Box Size (up to mm)
-------------------	---------------------

1750	250
------	-----

2700	300
------	-----

4640	360
------	-----

Plate sizes are shown as a guide only and may vary.

Bottom Slat

Extruded aluminium with weather seal.

Guide channels

Extruded aluminium with a width of 70mm, 90mm, 95mm, or 150mm.

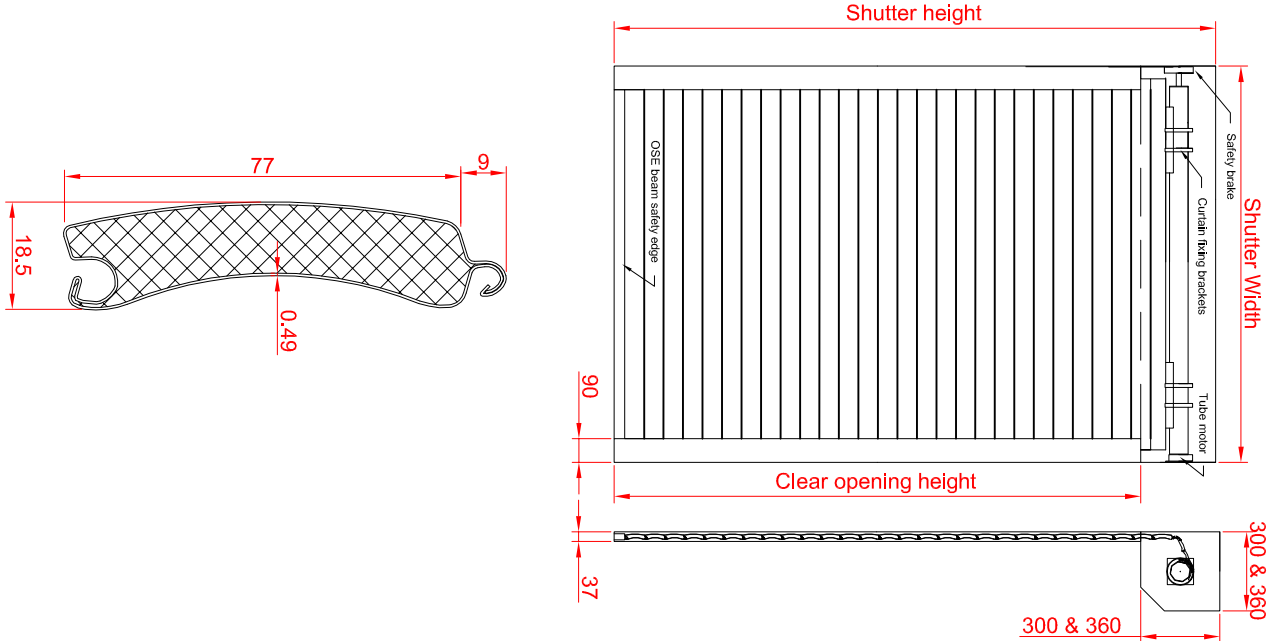
Finish: To match curtain, white or brown as standard. Brown for wood effect curtains. Powder coating available on request.

Operation

Electric: Somfy or Elero motor with manual override facility & crank handle. Safety bake to comply with legislation. Somfy or Teleco remote control panel with optical safety edge sensor, courtesy light and 2 key fobs, with our without integrated alarm.

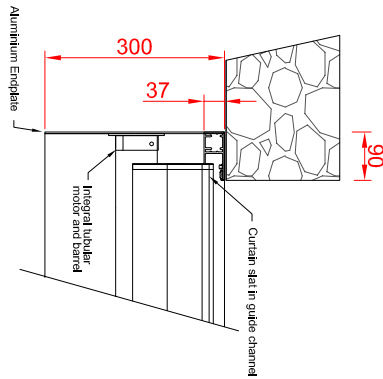
The T77 can be tailored to requirements and installed as a standard security shutter.

CE compliant to all applicable standards and directives.



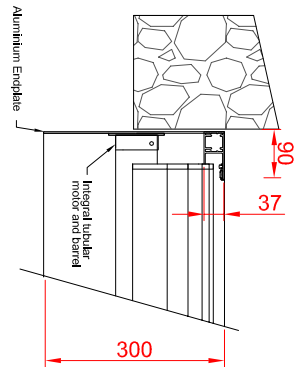
Face Fix

Plan View



Reveal Fix

Plan View



SHUTTER DESIGN & INSTALLATION

23 Tarvin Road, Chester, CH3 5DJ
www.sdinstall.co.uk; enquiry@sdinstall.co.uk

Datasheet 001