

APPLICATIONS

Commercial sites requiring large aperture coverage and improved insulation properties. High speed motor option available for rapid rise / fast action opening and closing. Suitable for internal or external face or reveal fit.

CURTAIN SLAT

Double skinned polyester powder coated 77mm steel steel slat with polyurethane foam insulating core.

Finish: Galvanised finish as standard. Option to powder coat any RAL / BS colour or Polycoat laminated finish (surcharges apply).

Profile Height:	77mm
Weight per m ² :	10.6kg
Maximum Width:	8000mm
Maximum Area:	21m ² (tubular) 42m ² (outboard)
Slat U-Value:	2.4 W/m ² K

CASING

Galvanised steel casing & end plates as standard. Optional fascia / custom design casings available on request (surcharge applies).

Finish: Galvanised finish as standard. Option to powder coat any RAL / BS colour (surcharge applies).

Guide Height (mm)	Plate Size (mm)	Motor
2459	305	Tubular
3500	355	Tubular
5000	400	Tubular
4000	400	Outboard
6000	450	Outboard

Plate sizes shown as a guide only and may vary. Outboard motors will generally exceed the given plate size.

GUIDE CHANNELS

Galvanised steel guide channels with brush seals. Width of 65mm as standard; 85mm wind guides and windlocks available.

Finish: Galvanised finish as standard. Option to powder coat any RAL / BS colour (surcharge applies).

BOTTOM SLAT

Extruded aluminum bottom slat with weather seal.

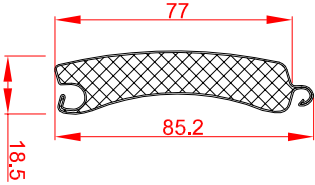
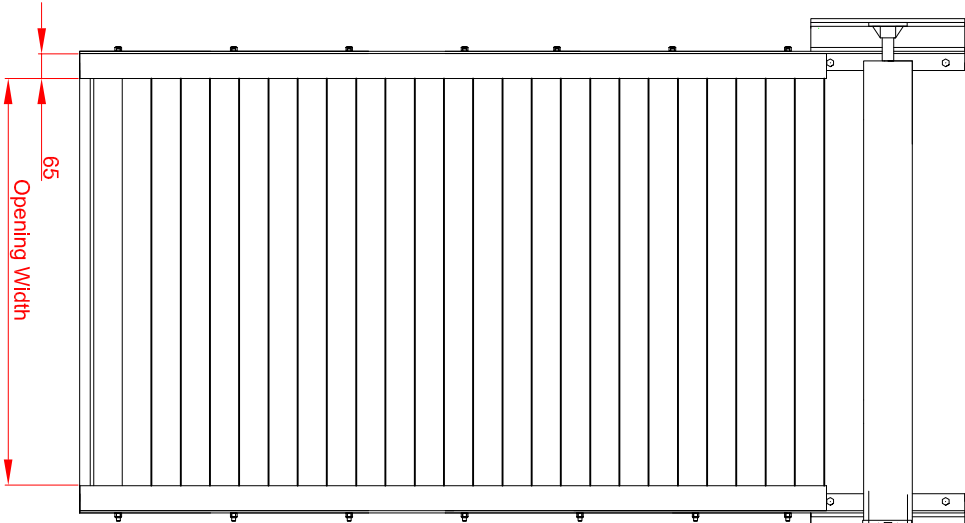
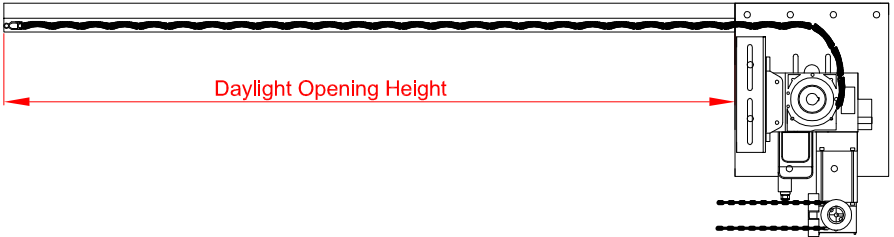
OPERATION

Electric: Tubular Motor = Tubular motor with internal rocker or external key switch as standard & safety brake as appropriate to comply with legislation. Manual override facility & crank handle as required (surcharge applies).

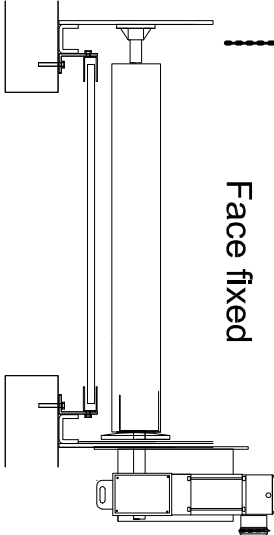
Electric: Outboard Motor = Three phase motors with safety brake, chain manual override & TS959 push button control station as standard.

Both tubular & outboard motors have numerous control option variants such as high speed, group, remote or mobile phone activation.

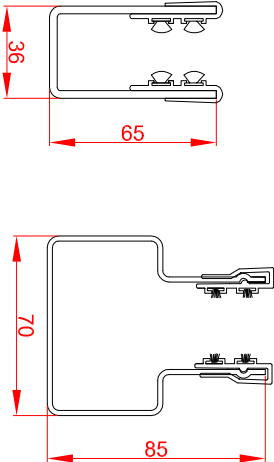
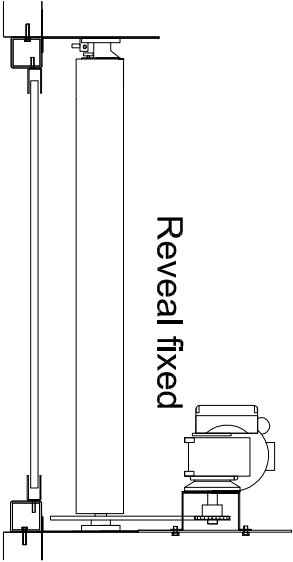
CE compliant to all applicable directives and regulations.



Fixing Detail



Reveal fixed



SHUTTER DESIGN & INSTALLATION

23 Tarvin Road, Chester, CH3 5DJ
www.sdinstall.co.uk; enquiry@sdinstall.co.uk